# MBPX

*Plastic atex fan with backward impeller*
*Ventilador de plástico atex con turbina a reacción*



### MANUFACTURING FEATURES
- Antistatic PE-el antistatic housing.
- Backward curved impeller in PP plastic.
- Motor support made of rolled steel sheet with polyester powder finishing coat.
- Stainless steel nuts and bolts.
- Standard asynchronous squirrel-cage motor, IP-55, class F insulation. Standard voltages 230/400V 50Hz. Equipped with ATEX motor.
- Standard orientation: LG270.

### APPLICATIONS
Designed for inline installation, they are suitable for:
- Corrosive air transport.
- Chemical and petrochemical industry.
- Laboratories and gas cabinets.
- General ventilation in closed environments classified as ATEX zone 2.
- Maximum temperature of the air transported: if it is clean air at 70ºC, others will depend on the gas (see the table in the documentation).

### UNDER REQUEST
- 60Hz fans and special voltages fans.
- Stainless steel motor support.
- Orientation: RD0, RD45, RD90, RD135, RD180, RD225, RD270, RD315, LG0, LG45, LG90, LG135, LG180. LG225, LG315.

In compliance with the ATEX Directive 2014/34/UE. Certified ATEX II3G with certified ATEX motor for areas 2 (gas)

### CARACTERÍSTICAS CONSTRUCTIVAS
- Carcasa fabricada en PE-el antiestático.
- Turbina a reacción en plástico PP.
- Soporte motor fabricado en chapa de acero recubierto contra la corrosión en polvo de resina de poliéster.
- Tornillería en acero inoxidable.
- Motor asíncrono normalizado de jaula de ardilla con protección IP-55 y aislamiento clase F. Voltajes estándar 230/400V 50Hz. Equipado con motor ATEX.
- Orientación estándar: LG270.

### APLICACIONES
Diseñados para instalación en conducto, son indicados para:
- Transporte de aire con componentes corrosivos.
- Industria química y petroquímica.
- Laboratorios y vitrinas de gases.
- Ventilación en locales clasificados ATEX zona 2.
- Temperatura máxima del aire transportado: si es aire limpio a 70ºC, otros dependerá del gas (consulte la tabla en la documentación)

### BAJO DEMANDA
- Ventiladores para trabajar a 60Hz y voltajes especiales.
- Pie soporte en acero inoxidable.
- Orientación: RD0, RD45, RD90, RD135, RD180, RD225, RD270, RD315, LG0, LG45, LG90, LG135, LG180. LG225, LG315.

En cumplimiento con la Directiva ATEX 2014/34/UE. Construcción ATEX II3G. Para zona 2 (gas)

## ACCESSORIES / accesorios



**INT ATEX**
Interruptor para funcionar en entonos ATEX
Switch for ATEX environments



**AVS**
Amortiguador de muelles.
Spring anti-vibration blocks.



**SIL-C**
Silenciador circular
Circular silencer



**AVR**
Amortiguador antivibrátil de caucho.
Anti-vibration rubber block.



**SFC**
Variador de velocidad frecuencial
Frecuency speed controller



**JE 45**
Junta elástica.
Flexible joint.



**BA-400**
Brida antivibratoria 400ºC/2h
Flexible flange 400ºC/2H

## ATEX CLASSIFICATION / clasificación ATEX

| ZONE / ZONA 2 |
|---|
| FAN/VENTILADOR (Ex h IIB T4 Gc) + MOTOR (Ex db IIC T4 Gb) |

## THREE PHASE RANGE / serie trifásica

**2 POLE** / 2 polos

| Code | Model | R.P.M | Rated I (A) 400V | Rated Power kW | Air flow m³/h | Sound dB (A) | Weight Kg | Connection diagram |
|---|---|---|---|---|---|---|---|---|
| 502202013XD | MBPX 20 T2 0,18kW | 2825 | 0,62 | 0,18 | 1.110 | 64 | 17 | 1 |
| 502202214XD | MBPX 22 T2 0,25kW | 2710 | 0,71 | 0,25 | 1.520 | 68 | 24 | 1 |
| 502202515XD | MBPX 25 T2 0,37kW | 2850 | 1,00 | 0,37 | 2.110 | 71 | 24 | 1 |
| 502202817XD | MBPX 28 T2 0,75kW | 2870 | 2,00 | 0,75 | 3.140 | 76 | 33 | 1 |
| 502203119XD | MBPX 31 T2 1,5kW | 2850 | 3,95 | 1,50 | 4.360 | 76 | 45 | 1 |
| 502203527XD | MBPX 35 T2 2,2kW | 2840 | 5,4 | 2,20 | 6.630 | 80 | 51 | 1 |
| 502204534XD | MBPX 45 T2 5,5kW | 2910 | 9,2 | 4,00 | 11.770 | 76 | 72 | 1 |

## **4 POLE** / 4 polos

| Code | Model | R.P.M | Rated I (A) 400V | Rated Power kW | Air flow m³/h | Sound dB (A) | Weight Kg | Connection diagram |
|---|---|---|---|---|---|---|---|---|
| 502202039XD | MBPX 20 T4 0,12kW | 1420 | 0,71 | 0,12 | 580 | 50 | 17 | 1 |
| 502202239XD | MBPX 22 T4 0,12kW | 1400 | 0,79 | 0,25 | 770 | 53 | 18 | 1 |
| 502202539XD | MBPX 25 T4 0,12kW | 1420 | 0,71 | 0,12 | 1.100 | 57 | 18 | 1 |
| 502202840XD | MBPX 28 T4 0,18kW | 1380 | 0,76 | 0,18 | 1.570 | 59 | 23 | 1 |
| 502203141XD | MBPX 31 T4 0,25kW | 1400 | 0,84 | 0,25 | 2.170 | 59 | 30 | 1 |
| 502203542XD | MBPX 35 T4 0,37kW | 1410 | 1,2 | 0,37 | 3.310 | 64 | 34 | 1 |
| 502204043XD | MBPX 40 T4 0,55kW | 1430 | 1,75 | 0,55 | 4.510 | 68 | 47 | 1 |
| 502204545XD | MBPX 45 T4 1,1kW | 1420 | 3,3 | 1,10 | 6.410 | 68 | 61 | 1 |

## **6 POLE** / 6 polos

| Code | Model | R.P.M | Rated I (A) 400V | Rated Power kW | Air flow m³/h | Sound dB (A) | Weight Kg | Connection diagram |
|---|---|---|---|---|---|---|---|---|
| 502203168XD | MBPX 31 T6 0,18kW | 900 | 0,61 | 0,18 | 1.410 | 45 | 30 | 1 |
| 502203568XD | MBPX 35 T6 0,18kW | 900 | 0,61 | 0,18 | 2.140 | 47 | 34 | 1 |
| 502204069XD | MBPX 40 T6 0,25kW | 910 | 1,00 | 0,25 | 2.920 | 52 | 41 | 1 |
| 502204570XD | MBPX 45 T6 0,37kW | 940 | 1,4 | 0,37 | 3.930 | 52 | 51 | 1 |

## **DIMENSIONS** / dimensiones

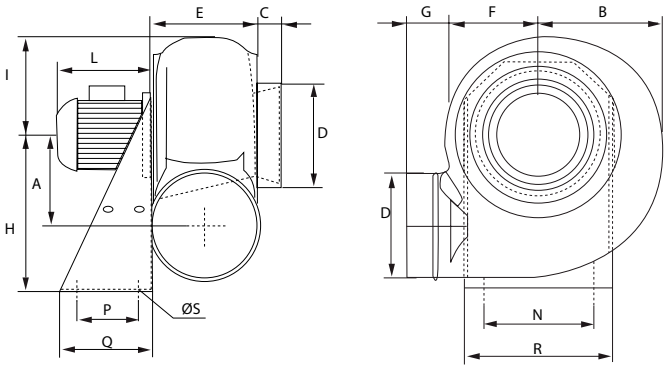


| Model | A | B | C | D Ø | E | F | G | H | I | L | N | P | Q | R | S |
|---|---|---|---|---|---|---|---|---|---|---|---|---|---|---|---|
| MBPX 20 T2 0,18kW | 140 | 180 | 35 | 160 | 160 | 138 | 55 | 250 | 150 | 195 | 200 | 100 | 140 | 235 | 11 |
| MBPX 20 T4 0,12kW | 140 | 180 | 35 | 160 | 160 | 138 | 55 | 250 | 150 | 190 | 200 | 100 | 140 | 235 | 11 |
| MBPX 25 T2 0,37kW | 173 | 228 | 35 | 200 | 185 | 170 | 55 | 310 | 190 | 220 | 255 | 100 | 140 | 290 | 11 |
| MBPX 25 T4 0,12kW | 173 | 228 | 35 | 200 | 185 | 170 | 55 | 310 | 190 | 190 | 255 | 100 | 140 | 290 | 11 |
| MBPX 28 T2 0,75kW | 208 | 255 | 40 | 225 | 195 | 190 | 70 | 350 | 210 | 240 | 280 | 120 | 190 | 316 | 11 |
| MBPX 28 T4 0,18kW | 208 | 255 | 40 | 225 | 195 | 190 | 70 | 350 | 210 | 190 | 280 | 120 | 190 | 316 | 11 |
| MBPX 31 T2 1,5kW | 240 | 280 | 40 | 250 | 200 | 210 | 70 | 410 | 230 | 290 | 320 | 150 | 230 | 355 | 11 |
| MBPX 31 T4 0,25kW | 240 | 280 | 40 | 250 | 200 | 210 | 70 | 410 | 230 | 220 | 320 | 150 | 230 | 355 | 11 |
| MBPX 31 T6 0,18kW | 240 | 280 | 40 | 250 | 200 | 210 | 70 | 410 | 230 | 210 | 320 | 150 | 230 | 355 | 11 |
| MBPX 35 T2 2,2kW | 260 | 312 | 40 | 280 | 237 | 230 | 50 | 445 | 270 | 290 | 355 | 150 | 230 | 390 | 11 |
| MBPX 35 T4 0,37kW | 260 | 312 | 40 | 280 | 237 | 230 | 50 | 445 | 270 | 220 | 355 | 150 | 230 | 390 | 11 |
| MBPX 35 T6 0,18kW | 260 | 312 | 40 | 280 | 237 | 230 | 50 | 445 | 270 | 210 | 355 | 150 | 230 | 390 | 11 |
| MBPX 40 T4 0,55kW | 290 | 356 | 40 | 315 | 252 | 264 | 55 | 495 | 295 | 240 | 325 | 170 | 250 | 365 | 11 |
| MBPX 40 T6 0,25kW | 290 | 356 | 40 | 315 | 252 | 264 | 55 | 495 | 295 | 220 | 325 | 170 | 250 | 365 | 11 |
| MBPX 45 T4 1,1kW | 324 | 400 | 40 | 355 | 287 | 395 | 55 | 550 | 330 | 290 | 370 | 170 | 250 | 410 | 11 |
| MBPX 45 T6 0,37kW | 324 | 400 | 40 | 355 | 287 | 295 | 55 | 550 | 330 | 240 | 370 | 170 | 250 | 410 | 11 |

## **CONNECTION DIAGRAMS** / esquema de conexiones

### ❶ **THREE PHASE MOTORS 1 SPEED** / motores trifásicos 1 velocidad

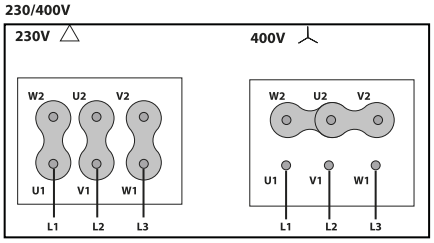


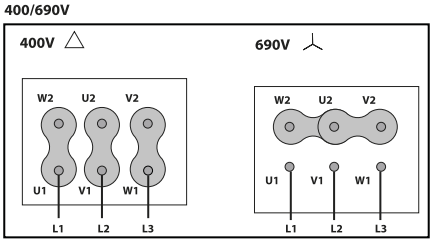

# CHARACTERISTIC CURVES / curvas características

## 2 POLE / 2 polos

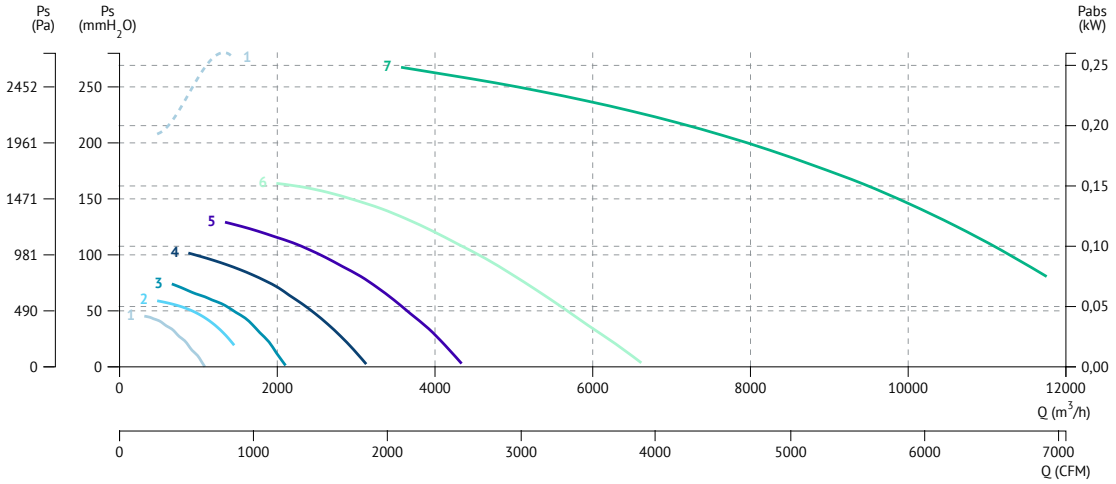


1 MBPX 20 T2 0,18kW
2 MBPX 22 T2 0,25kW
3 MBPX 25 T2 0,37kW
4 MBPX 28 T2 0,75kW
5 MBPX 31 T2 1,5kW
6 MBPX 35 T2 2,2kW
7 MBPX 45 T2 5,5kW

## 4 POLE / 4 polos

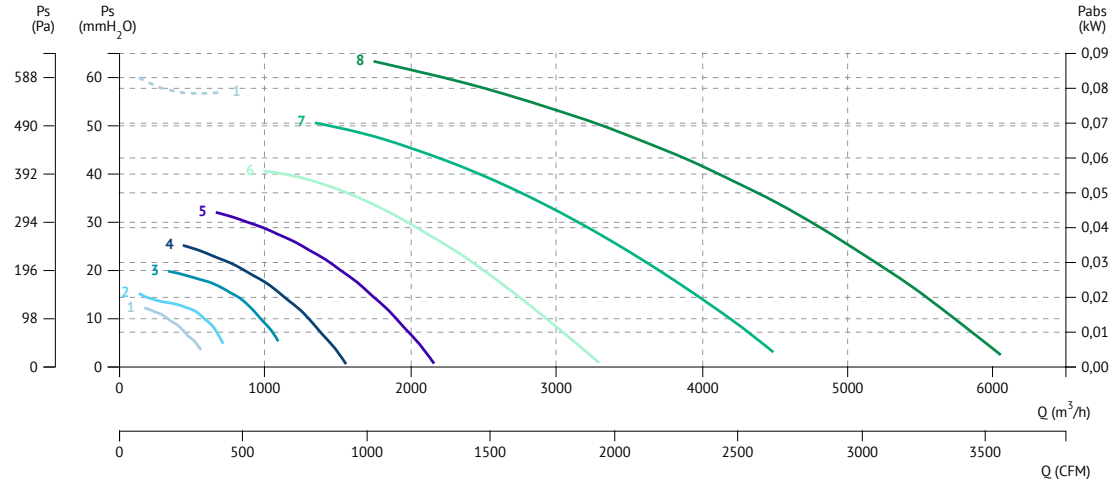


1 MBPX 20 T4 0,12kW
2 MBPX 22 T4 0,12kW
3 MBPX 25 T4 0,12kW
4 MBPX 28 T4 0,18kW
5 MBPX 31 T4 0,25kW
6 MBPX 35 T4 0,37kW
7 MBPX 40 T4 0,55kW
8 MBPX 45 T4 1,1kW

## 6 POLE / 6 polos

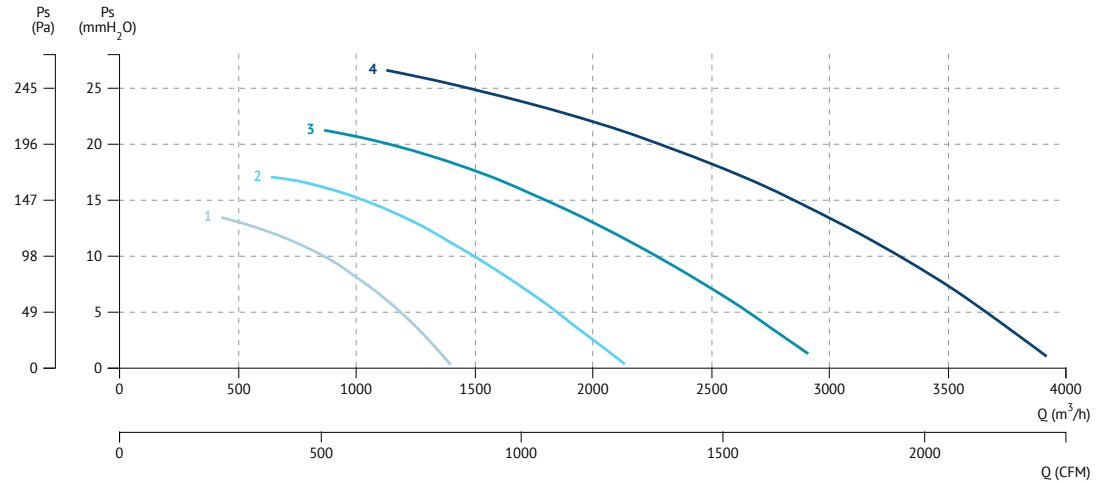


1 MBPX 31 T6 0,18kW
2 MBPX 35 T6 0,18kW
3 MBPX 40 T6 0,25kW
4 MBPX 45 T6 0,37kW

## ACCESSORIES FOR MBPX | ACCESORIOS PARA MBPX



FJ Flexible joint/ Junta flexible

| Code | Model | Appliaction |
|---|---|---|
| FJ-160 | FJ Ø160 | MBP-MBPX 20 |
| FJ-200 | FJ Ø200 | MBP-MBPX 22, 25 |
| FJ-225 | FJ Ø225 | MBP-MBPX 28 |
| FJ-250 | FJ Ø250 | MBP-MBPX 31 |
| FJ-280 | FJ Ø280 | MBP-MBPX 35 |
| FJ-315 | FJ Ø315 | MBP-MBPX 40 |
| FJ-355 | FJ Ø355 | MBP-MBPX 45 |



| Model | L | Ø |
|---|---|---|
| FJ Ø160 | 160 | 160 |
| FJ Ø180 | 160 | 180 |
| FJ Ø200 | 160 | 200 |
| FJ Ø250 | 160 | 250 |
| FJ Ø280 | 160 | 280 |
| FJ Ø315 | 160 | 315 |
| FJ Ø400 | 160 | 400 |



CSC Gravity shutter/ Compuerta sobrepresión circular

| Code | Model | Appliaction |
|---|---|---|
| CSC160 | CSC Ø160 | MBP-MBPX 20 |
| CSC200 | CSC Ø200 | MBP-MBPX 22, 25 |
| CSC225 | CSC Ø225 | MBP-MBPX 28 |
| CSC250 | CSC Ø250 | MBP-MBPX 31 |
| CSC280 | CSC Ø280 | MBP-MBPX 35 |
| CSC315 | CSC Ø315 | MBP-MBPX 40 |
| CSC355 | CSC Ø355 | MBP-MBPX 45 |

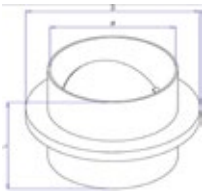

| Model | D | L | Ø |
|---|---|---|---|
| CSC Ø160 | 240 | 200 | 160 |
| CSC Ø200 | 280 | 200 | 200 |
| CSC Ø225 | 305 | 200 | 225 |
| CSC Ø250 | 330 | 200 | 250 |
| CSC Ø280 | 360 | 200 | 280 |
| CSC Ø315 | 435 | 210 | 315 |
| CSC Ø355 | 475 | 210 | 355 |



AV Anti-vibration mounts kit. ***The ref. corresponds to 4uts.*** / Kit soporte antivibración. ***El código corresponde a 4uds.***

| Code | Model | Appliaction |
|---|---|---|
| AV-1 | AV 1 | MBP-MBPX 20, 25, 28 |
| AV-2 | AV 2 | MBP-MBPX 31, 35, 40, 45 |

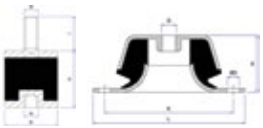

| Model | D | G | H | I |
|---|---|---|---|---|
| AV 1 | 30 | M8 | 20 | 25 |
| AV 2 | 40 | M10 | 20 | 30 |



AD djustable damper/ Compuerta ajustable

| Code | Model | Appliaction |
|---|---|---|
| AD-160 | AD Ø160 | MBP-MBPX 20 |
| AD-200 | AD Ø200 | MBP-MBPX 22, 25 |
| AD-225 | AD Ø225 | MBP-MBPX 28 |
| AD-250 | AD Ø250 | MBP-MBPX 31 |
| AD-280 | AD Ø280 | MBP-MBPX 35 |
| AD-315 | AD Ø315 | MBP-MBPX 40 |
| AD-355 | AD Ø355 | MBP-MBPX 45 |

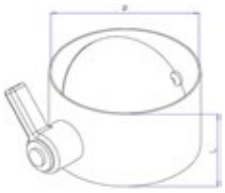

| Model | L | Ø |
|---|---|---|
| AD Ø160 | 120 | 160 |
| AD Ø200 | 120 | 200 |
| AD Ø225 | 120 | 225 |
| AD Ø250 | 120 | 250 |
| AD Ø280 | 140 | 280 |
| AD Ø315 | 140 | 315 |
| AD Ø355 | 140 | 355 |



PCM Motor protection cover/ Tapa protección motor

| Code | Model | Appliaction |
|---|---|---|
| PCM1 | PCM 1 | MBP-MBPX 20, 25, 28 |
| PCM2 | PCM 2 | MBP-MBPX 31, 35, 40 |
| PCM3 | PCM 3 | MBP-MBPX 45 |




| Model | L | Ø |
|---|---|---|
| PCM 1 | | |
| PCM 2 | | |
| PCM 3 | | |



WS Wall bracket/ Soporte para pared

| Code | Model | Appliaction |
|---|---|---|
| WS1 | WS 1 | MBP-MBPX 20, 25, 28, 31, 35, 40, 45 |

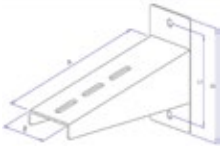

| Model | L | Ø |
|---|---|---|
| WS 1 | | |



DG Diffusor with grid/ Difusor con rejilla

| Code | Model | Appliaction |
|---|---|---|
| DG160 | DG Ø160 | MBP-MBPX 20 |
| DG200 | DG Ø200 | MBP-MBPX 22, 25 |
| DG225 | DG Ø225 | MBP-MBPX 28 |
| DG250 | DG Ø250 | MBP-MBPX 31 |
| DG280 | DG Ø280 | MBP-MBPX 35 |
| DG315 | DG Ø315 | MBP-MBPX 40 |
| DG355 | DG Ø355 | MBP-MBPX 45 |

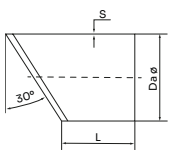


| Model | L | s | Ø |
|---|---|---|---|
| DG Ø160 | 100 | 1.8 | 160 |
| DG Ø200 | 150 | 1.8 | 200 |
| DG Ø225 | 150 | 1.8 | 225 |
| DG Ø250 | 150 | 2 | 250 |
| DG Ø280 | 200 | 2.3 | 280 |
| DG Ø315 | 200 | 2.5 | 315 |
| DG Ø355 | 200 | 2.9 | 355 |



PC Housing protection/ Protección de carcasa

| Code | Model | Appliaction |
|---|---|---|
| PC20 | PC 20 | MBP-MBPX 20 |
| PC25 | PC 25 | MBP-MBPX 25 |
| PC28 | PC 28 | MBP-MBPX 28 |
| PC31 | PC 31 | MBP-MBPX 31 |
| PC35 | PC 35 | MBP-MBPX 35 |
| PC40 | PC 40 | MBP-MBPX 40 |
| PC45 | PC 45 | MBP-MBPX 45 |



RPI Stainless protection grid/ Rejilla de protección inoxidable

| Code | Model | Appliaction |
|---|---|---|
| RPI160 | RPI Ø160 | MBP-MBPX 20 |
| RPI200 | RPI Ø200 | MBP-MBPX 25 |
| RPI225 | RPI Ø225 | MBP-MBPX 28 |
| RPI250 | RPI Ø250 | MBP-MBPX 31 |
| RPI280 | RPI Ø280 | MBP-MBPX 35 |
| RPI315 | RPI Ø315 | MBP-MBPX 40 |
| RPI355 | RPI Ø355 | MBP-MBPX 45 |